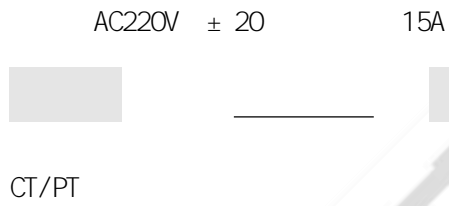


H FA-



HZFA-V





PT

CT

PT

/

赫兹电力
HERTZ POWER

CT/PT " " " 5 10 15 " " "

" " " " " " " " " "

220V

1000V

600A

50-60Hz

0.15V

2000

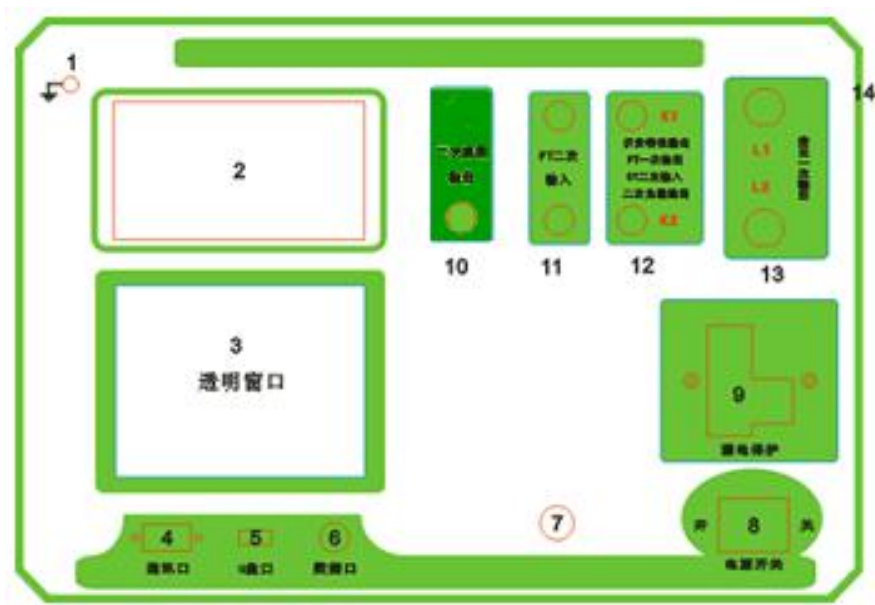
/

RS232

U

20Kg

CT	220V	0—1000V	20A	3KVA	< 0.5%
PT	220V	0—330V		3KVA	< 0.5%
CT	220V	0-8V	0—600A		< 0.5%
PT	220V	0—1000V			< 0.5%
CT	999.9K: 5/1				< 0.5%
PT	999.9K: 100 150 100/3 100/ 3				< 0.5%
	0-20				< 0.5%
	0.01	± 5		0.01%	<0.5%
	0-200A	5		0-1000V	5
	-10	55		AC220V ± 20	50HZ
	350x 240x 270			20Kg	



- | | | |
|-------|-------|-----------|
| 1 | 2 | 3 |
| 4 PC | 5 U | 6 |
| 7 | 8 | 9 + |
| 10 | 11 PT | |
| 12 / | /PT | / CT |
| 13 CT | 14. | 220V ± 10 |

" " " " "

" "

220V

CT

PT

U

全功能互感器综合测试仪

CT 测试

PT 测试

数据查询

U盘转存

系统设置

08-12-28 15:30

CT

CT

CT

A.

CT 参数设置

编号: ABC001

相序: A

Kn: 1

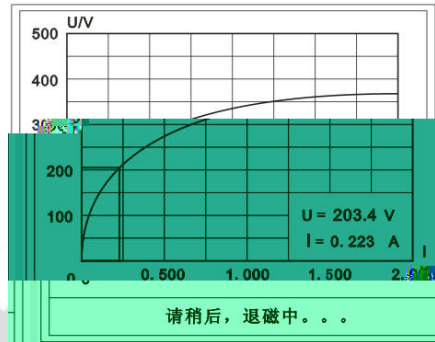
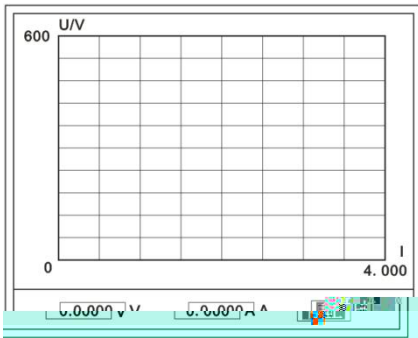
变比: 1000:5

确定

CT



赫兹电力
HERT7 POWER

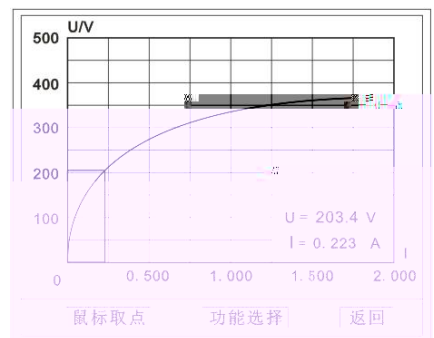


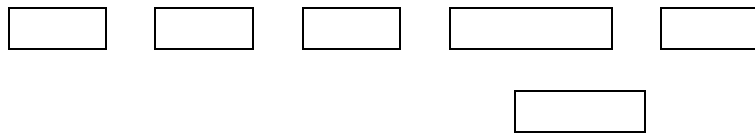
d.

—

—

()





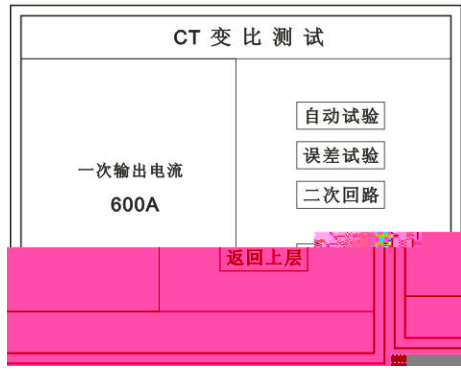
- ◆
- ◆
- ◆
- ◆



5 10 15

CT

CT



a.

0 - 600 A

- ◆
- ◆
- ◆
- ◆

1 5 20 100 120

5 200A



CT

b.

CT

L1 L2

CT

K1 K2

c.



CT

一次侧: 400.0 A

二次侧	0.400A
比值	5.000K:5
角差	1.83'
比差	0.00%
极性	同相/-

保存 打印 返回

CT 误差试验

	角差	比差
1%	40.3'	1.30%
5%	12.6'	0.30%
20%	1.32'	0.00%
100%	0.83'	0.00%
120%	5.25'	0.20%

一次侧: 400.8 A 保存 打印 返回

e.

5

200A




E.



4. PT

PT



PT

PT

CT



CT

A. PT



PT

PT



a.



0 - 3 A



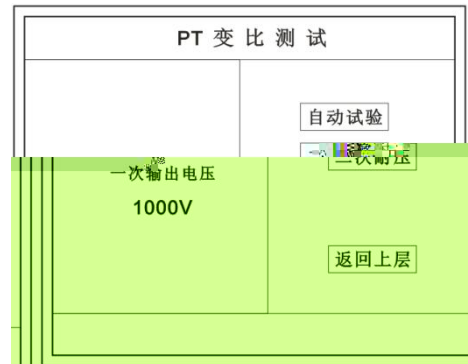

0-330V



b.



B. PT



a.



0 - 1000



5

b.



PT

a x

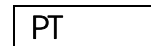
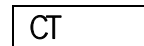
c.

5

1000V



5.






A. CT



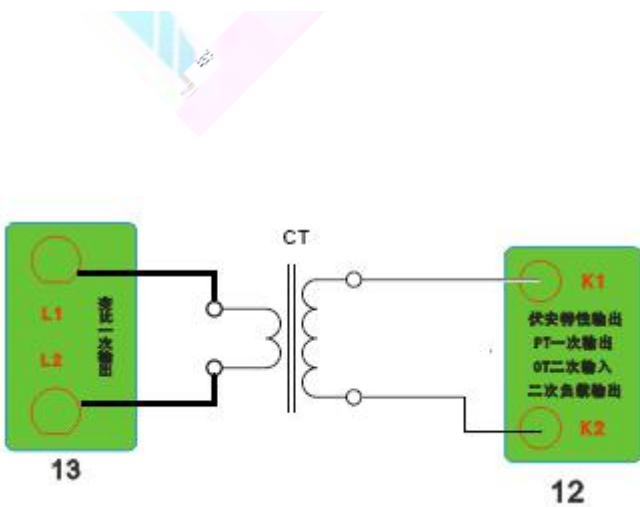
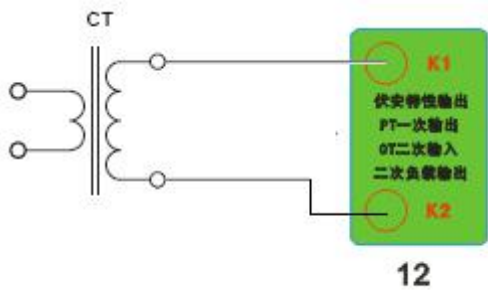
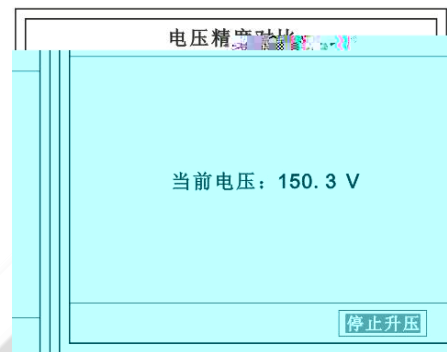
a.

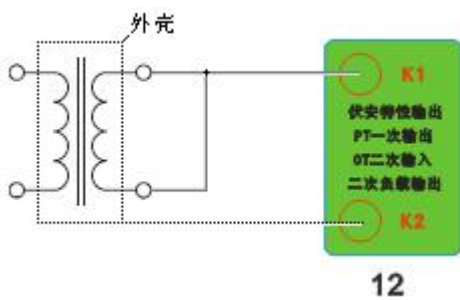
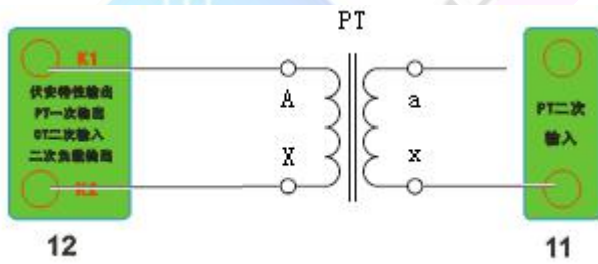
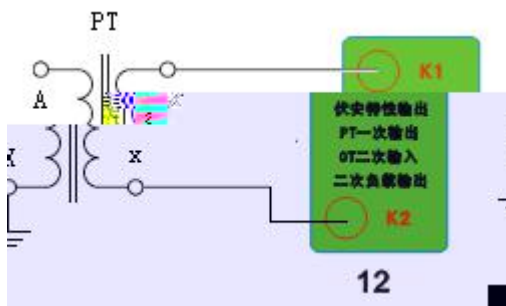
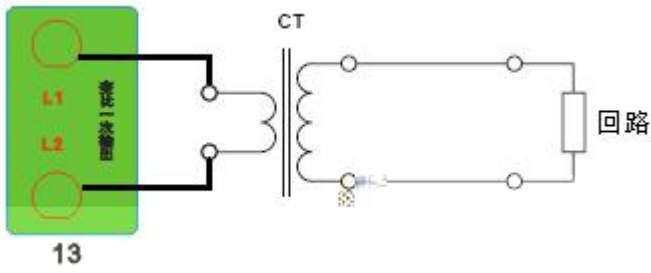
b.

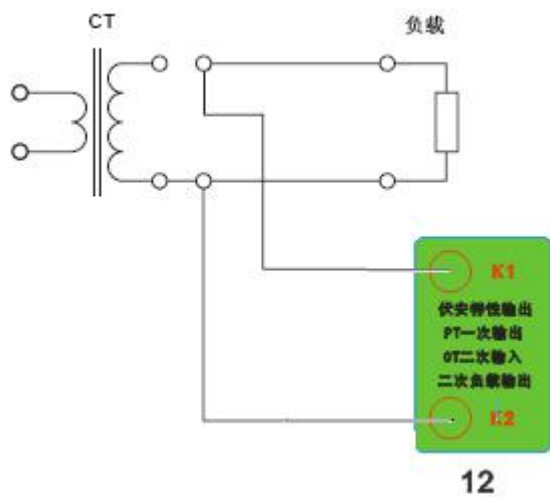
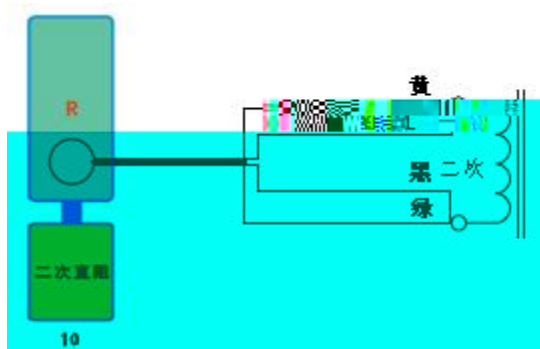


N	编号	相序	Kn	时间	类型
1	ABC001	A		09-05-01-15:23	变比
2	ABC001	A	1	09-05-01-15:23	变比
3	ABC001	A	1	09-05-01-15:23	伏安
4	ABC001	A	2	09-05-01-15:23	伏安

首页 后页 查看 返回







1

2

1.

2

1

2

3

2

24

027-83267669

24

48

4